



International Journal of Education in Mathematics, Science and Technology (IJEMST)

www.ijemst.com

Developing a Useful and Integrative STEM Disciplinary Language

Robert M. Capraro¹, Luciana R. Barroso¹, Sandra Nite¹,
Devyn Rice¹, Yvonna Lincoln¹, Jamaal Young², Jemimah
Young²

¹Aggie STEM and Texas A & M University

²University of North Texas

ISSN: 2147-611X

To cite this article:

Capraro, R.M., Barroso, L.R., Nite, S., Rice, D., Lincoln, Y., Young, J., & Young, J. (2018). Developing a useful and integrative STEM disciplinary language. *International Journal of Education in Mathematics, Science and Technology (IJEMST)*, 6(1), 1-11. DOI:10.18404/ijemst.357646

This article may be used for research, teaching, and private study purposes.

Any substantial or systematic reproduction, redistribution, reselling, loan, sub-licensing, systematic supply, or distribution in any form to anyone is expressly forbidden.

Authors alone are responsible for the contents of their articles. The journal owns the copyright of the articles.

The publisher shall not be liable for any loss, actions, claims, proceedings, demand, or costs or damages whatsoever or howsoever caused arising directly or indirectly in connection with or arising out of the use of the research material.

Developing a Useful and Integrative STEM Disciplinary Language

Robert M. Capraro, Luciana R. Barroso, Sandra Nite, Devyn Rice, Yvonna Lincoln, Jamaal Young, Jemimah Young

Article Info

Article History

Received:
06 April 2016

Accepted:
08 August 2016

Keywords

Disciplinary language
STEM language
Discourse
Informal learning
STEM camp

Abstract

STEM disciplinary language is a necessary component for STEM success. It can be developed through experiences and attention to the development of STEM activities that are rich in language and can be acquired through practical experiences and systematic practice. Secondary students participated in an informal STEM summer camp where they learned to use Google Sketchup® and a 3-D printer to design their own objects. They interacted with peers and collaborated on issues as they arose, to solve problems. They took the *Aural/Spatial Interactions and Invariant Components of Vocabulary for STEM* instrument pre and posttest, and the results were analyzed qualitatively. Students progressed through styles of communication that were precipitated by terminological inexactitude, cognitive negotiation and then analogous/metaphoric, clarifying, and technical discourses to build mutual understanding and success.

Introduction

The idea that language only pertains to reading or native language is as outdated as the buggy whip and the icebox. As language evolves, it is influenced by popular culture and by advances in technology. However, courses in school have also had a basic and very consistent influence on language that has received attention as a form of disciplinary language (Gatenby, 1948; Noyes, 1935; Waldman, 1931), and those foundational ideas continue to evolve (Capraro, Capraro, & Rupley, 2011; Capraro, Capraro, & Rupley, 2010; Fang, 2012; Godwin, Rupley, Capraro, & Capraro, 2016; Rupley, Capraro, & Capraro, 2011; Uccelli, Galloway, Barr, Meneses, & Dobbs, 2015). The compartmentalization of disciplinary language refers to only a single discipline, but this yielded to the idea that disciplines are not solitary and do not reside in insular silos but are interdependent and can be complex, with the same words being used across content areas with very different meanings.

Academic language has been used to represent the more generic view of language. Academic language is above the level of merely understanding unfamiliar content vocabulary that students are confronted with in their various classrooms or reading of textbooks in their content area classes. Because academic vocabulary is a part of academic language, there are additional components of school language that are vital predictors of academic achievement. Academic language summarizes larger concepts into fewer words and connects those ideas with unknown topics (Cummins, 1979). Academic language is the part of discourse where students are expected to reason and justify and make sense of their textbooks. Furthermore, students need to be able to write and talk in a more formal manner in school than they speak at home or with their friends in a social situation. Any student may struggle with language arts aspects of writing, speaking and reading that is part of academic language. Academic language is distinctive from social language in that its purpose is to impact knowledge and is used to scaffold new learning in complex content. Some students who are very adept at talking in informal situations may have difficulties communicating at school when they are forced to speak using academic language (Halliday, 2004). Learning the type of language that is necessary for school is a struggle for most students; however, it is especially challenging for students who have had fewer experiences with the native language spoken in school, for example, English Language Learners (Schleppegrell, 2004). Research has found that these students who have low academic language achievement have lower reading comprehension scores (Lesaux, Crosson, Kieffer & Pierce, 2010). "Academic language proficiency is knowing and being able to use general and content-specific vocabulary, specialized or complex grammatical structures – all for the purpose of acquiring new knowledge and skills, interacting about a topic, or imparting information to others," (Bailey,

2007, p. 10). Thus, students who are high academic language speakers are situated to learn new concepts through listening, writing, discussing, and reading.

Methodology

Participants and Setting

The participants were four groups (approximately 30 in each group N=120) of secondary aged students between 14 and 17 years old, inclusive. They voluntarily attended a STEM Summer Camp for two weeks. The sample was 48% female, 40% Hispanic, 21% Black, 16% Asian, and 23% White. The camp provided a diverse set of experiences. The STEM educational component of the program began each morning at 7:00 AM and culminated at 5:00 PM. The socialization component began at 5:00 PM and culminated at 9:00 PM. The camp was organized around the *7 Tenets For Success* (see Figure 1): 1) University atmosphere, 2) Informal STEM Project-Based Learning (PBL) activities focused on STEM fields, careers, and solving problems using Engineering Design Principles, 3) Post-secondary STEM preparation, 4) Community involvement in STEM, 5) Undergraduate STEM student role models, 6) Educationally responsible extracurricular activities, 7) Mentoring (ongoing, systematic).

The purpose of the components was to increase student affect toward and achievement in STEM disciplines by catalyzing deep and meaningful STEM based learning. These *7 Tenets for Success* on which the camp was based were developed from results of a large meta-synthesis and meta-analysis study about STEM teaching, learning and experiences with running the informal summer camps over a period of 5 years. These form the basis of the theoretical framework for the camp (See Figure 1).

Tenet 1 - University Atmosphere. Post-secondary transition has been a concern in many countries, including the U.S., for some time (Elffers, 2012; Finnie, 2012). Bridge programs containing elements of college atmosphere and mentoring have been established to ease the transition for Hispanics (Keim, McDermott, & Gerard, 2010) and other American students (Lee, Almonte, & Youn, 2013).

Tenet 2 – Informal STEM PBL activities focused on STEM fields, careers, and solving problems using Engineering Design Principles. Students learn better when they are engaged in meaningful activities (Fortus, Krajcik, Dershimer, Marx, & Mamlok-Naaman, 2005) that produce authentic artifacts. Accordingly, using real-world problems within PBLs makes knowledge more relevant for students and increases the transfer of skills and information from the school setting to the real world (Satchwell & Loepp, 2002).

Tenet 3 – Post-secondary STEM Preparation. Post-secondary transition is challenging for many students, especially those underrepresented in STEM fields. Students who develop strong study habits in high school have an advantage when they enter college, particularly in college calculus (Barnett, Sonnert, & Sadler, 2014). Self-study time and completing practice exercises is positively related to course grades (Lovens, Gijbels, Coertjens, & Cote 2013), and the amount of time focused on studying has an effect on achievement.

Tenet 4 - Community Involvement in STEM. Informal STEM settings that were successful in improving STEM-related identities and increasing interest in STEM careers, especially among underrepresented groups, often used community involvement in some way. Summer camps engaged students in community projects and engaged local businesses to support camp activities (Barton & Tan, 2010).

Tenet 5 - Undergraduate STEM Student Role Models. Role model mentoring has been an effective strategy for K-12 students, college students, and professionals. Residential summer STEM camps for secondary students have successfully integrated undergraduate role models to help them understand university culture, maintain interest in STEM majors, provide insights into college culture, and guide them in hands-on learning experiences (Lin, Padmanabhan, Pieri, & Patterson, 2007).

Tenet 6 - Educationally Responsible Extracurricular Activities: learning communities, college readiness, 21st century skills. Research has shown that students who are involved in learning communities have improved attitudes toward STEM disciplines. Focus on PBLs emphasizing critical thinking and reasoning skills yielded positive results in student achievement. In addition, students who experienced fun and excitement with science and robotics in shared communities of peer learners increased their interest and attitudes (Duran & Sendag, 2012).

Tenet 7 - Mentoring (ongoing, systematic). Mentorship is a complex developmental relationship that is associated with positive outcomes for the mentor and trainee. Mentoring, at its most basic level, works because it provides a young person with someone who cares about him/her. A mentoring relationship based on integrity, trust, and support has been linked to greater academic success and emotional resilience (Herrera, DuBois, & Grossman, 2013).

The purpose of the components was to increase student affect toward STEM careers and achievement in STEM disciplines by catalyzing deep and meaningful STEM based learning.

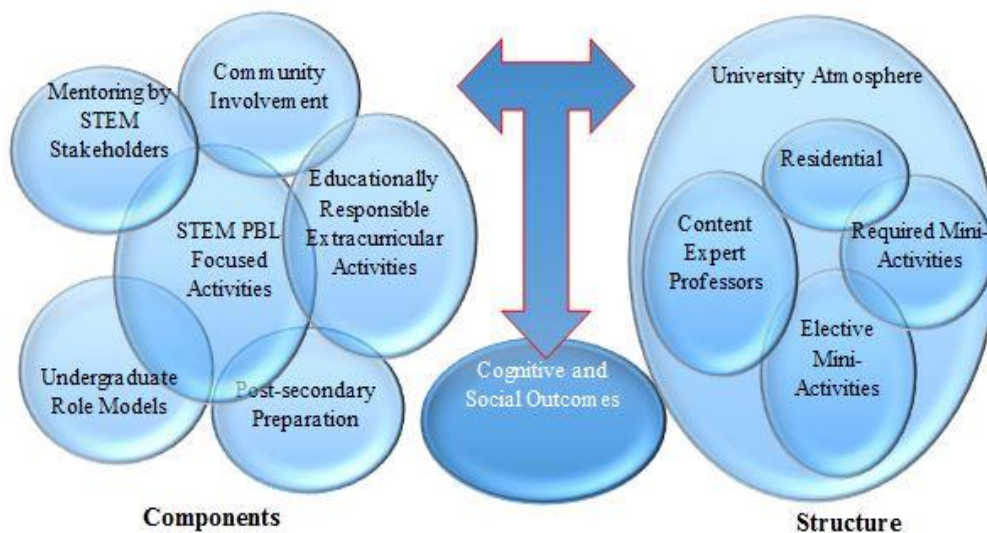


Figure 1. Tenets of Success

Intervention

Students participated in courses to learn to use the 3-D printer. They participated in one activity where they learned to use Google Sketchup® and in another where they learned to use the 3-D printer and the accompanying software. The activities were two weeks in length for 1.5-hour sessions per day. Students developed both academic language, language specific to using Google Sketchup® (a computer aided design program), and language specific to using a 3-D printer. Students designed their own objects that met specific criteria: 1) they must create it in its entirety, 2) it can be abstract, 3) it must be able to be printed, and 4) it needed to serve an educational purpose. They also selected from among the following experiences for the remainder of their day: Statistics, Russian Language, Plant Biology, Cosmetic Chemistry, Solar Electricity, Computer Coding, App Design, and Robotics.

Instrument

The *Aural/Spatial Interactions and Invariant Components of Vocabulary for STEM* (AS-STEM) was designed to assess how content specific discourse was used prior to participating in the two-week long activities and to provide evidence of the emergence of STEM language. The instrument was pilot tested with a group of college level content specialists including engineers. Only the college engineers exhibited the STEM technical discourses, while the other discipline experts exhibited discourses specific to their disciplines. STEM technical discourse was used to refer to the depth and fluidity of understanding of discrete STEM discourses interwoven with technical knowledge. For this study, the instrument was used to specifically examine the influence of 3-D Design on STEM disciplinary language and to describe the structure of that development. It was administered pre and post. The task was to describe a 3-D object to others who could not see the object and for them to draw a 2-D model of the object in the necessary number of views (i.e., orthographic projection – example in Figure 2) based solely on verbal descriptions, using only specified tools.

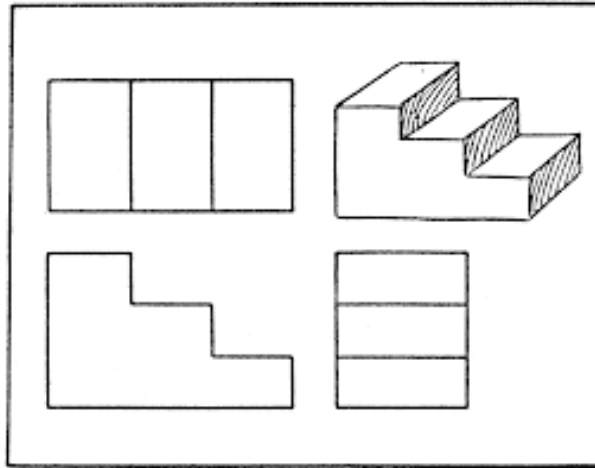


Figure 2. Four views of the 3-D object

Data Analysis

The qualitative data were collected and analyzed to determine themes (Creswell, 2007; Denzin & Lincoln, 2005). Data sources included the students' verbal discourse, observation, and drawings. Verbal discourse was used to indicate their language use during the completion of the AS-STEM (see Appendix for the procedures). The evidence from their drawings was utilized when comparing vocabulary and observations. Descriptions written by the observer were referenced during the analysis and compared to the transcripts of their conversations. The transcribed conversations with the groups of students were analyzed in three steps (Stake, 2005). First, the recordings were transcribed and an external peer reviewed the transcriptions for accuracy. Next, the transcriptions were read several times, and the research team performed open, axial, and selective coding (Glaser & Strauss, 1967). That is, an organized and systematic process was developed for the emergent themes from the qualitative data. The initial step was open coding, that was a process of identifying essential elements, examining, comparing, conceptualizing and categorizing data. It was data reductionist in nature and an inductive process. Open coding consisted of discovery that included labeling phenomena, categorizing, and developing categories with similar properties and characteristics. Axial coding follows, and it is the assembly of the results from open coding in new ways. The purpose was to make connections between the discovered categories. With axial coding, there was a transition from inductive data analytic methods to deductive. For example, data that helped develop the categories were examined for the purpose of identifying the conditions that gave rise to it. The most common reasons for axial coding were to search for causal conditions and a contextual rationale. Causal conditions were those that reasonably precipitated the occurrence of the category. With contextual rationale, the goal was to identify the set of properties that pertain to the category. The third and final step was selective coding. With selective coding, the goal was to determine the essential, central, or core categories. The outcome of the selective coding was to validate the narrative.

Results

The student work generated data that, when coded, yielded two distinct theoretical structures. The first structure was peer negotiated and fitted to their particular strengths and weaknesses. The type of discourse exhibited early in the process was rather stilted, formal, and procedural. Those developed into a more **technical** in nature relying on underlying knowledge or prior knowledge. The next level of discourse that emerged was **metaphoric** language that built on common experiences and inferences about how those prior shared experiences were applicable to the task. Finally, students also used **clarifying** discourse focused on progress and success. The model in Figure 3 represents the development of the discourses as a result of terminological inexactitudes experienced during the activities.

During the pre-tests, students struggled with their vocabularies and prior knowledge, to have the words necessary to provide adequate descriptions to help the other students to be able to draw the shape views. Students attempted to rely solely on procedural descriptions "On this face, I'll call it 'A', it is 6 cm by 12 cm. There is a circular hole with a center about 3.5 cm from the top edge"; "at the bottom there is a rounded corner and that goes down about 4.5 cm and then there is a regular corner coming back up"; or "Draw a circle at the bottom but only the bottom half. Then from each side draw two vertical lines that come together about 17 cm

above the center". While some of the procedural steps were easily interpretable and constructible, it is easy to see from the second and third examples that most of the procedures were nearly impossible to follow. The drawers recognized that these types of procedural steps were insufficient and led to what the research team labeled *Terminological Inexactitudes*.

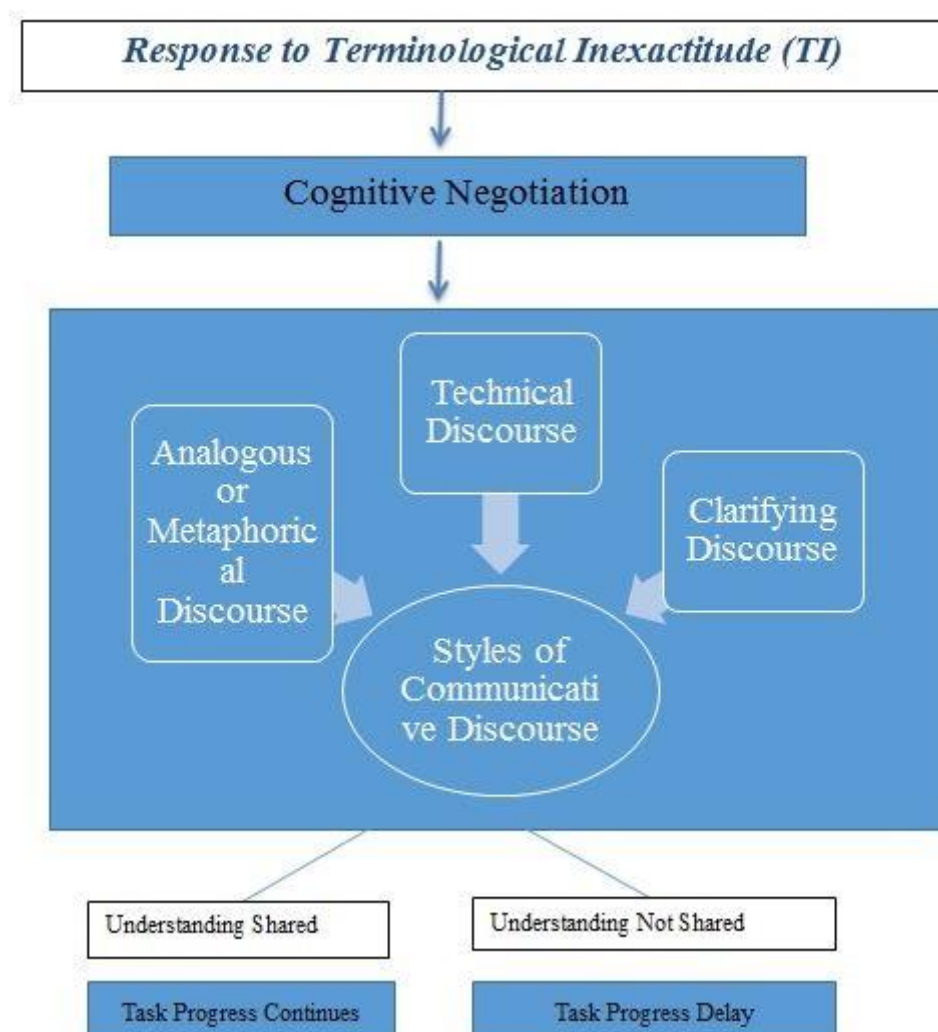


Figure 3. Language Development Model

Aside from the contemporary meaning of the phrase, in this case it is used to describe the inexact use of language that was hard to translate into a drawing that could adequately represent the shape. In example 2, one might find the idea of a rounded corner difficult to draw and the idea of regular corner also somewhat confounding. In the third example, drawing a circle at the bottom but only the bottom half could mean to draw a semi-circle to represent a hemisphere or it could have meant to only have a curve as the bottom of the figure. What led the research to the conclusions were the responses from the students who were drawing the figures. Typically, the resulting questions from the drawers were those of seeking clarity or a quest for understanding: "Do you mean the circle in in the middle of the two lines or is it closer to one edge"; "What do you mean a rounded corner? Is there a line going up and then the corner is rounded"; or "So can I draw an upside down triangle and then just make the bottom of the triangle a curve?"


The quest for understanding what was exhibited was termed clarifying discourse. Students on both sides used clarifying discourse to unpack their understandings of what the object looked like and what the drawers were drawing. The need to understand without being able to see the object predominated the early conversation and was the single greatest represented type of discourse on the pretest. However, as students struggled and interpreted, they developed insights and eventually stumbled onto a metaphoric discourse. For the third example, "So can I draw an upside down triangle and then just make the bottom of the triangle a curve?" represented a synthesis of the description and the students used a metaphoric attempt to decide what the shape

looked like. Both describers and drawers used metaphors, “do you mean it looks like an upside down pyramid?”; “Draw a road that is going to come together 17 cm above the center.”, or “does it look like a bird house door?”

These types of discourses were predicated on a cognitive dissonance that necessitated cognitive negotiation. As students progressed in the task, both sides struggled to understand the other. The questions, comments, and directions all seemed predicated on a desire to be successful, but groups struggled to make their understanding clear to their teammates on the other side of the partition. Throughout the process, teams built a common understanding, resolved their cognitive dissonance, and completed the task or they did not build that common understanding and failed to complete the task. The post-test was used to confirm the structure of the development of the discourses identified in the pretest. However, because 3-D activities included STEM disciplinary language development to learn the 3-D design and printing, students were equipped with a new language to communicate their ideas. Students did not practice describing shapes nor were they trained to listen and draw. The activities were completely on the computer and students generally worked independently except when one student asked another for help. While technical discourse and procedures were not eradicated, the activity was permeated with a new vocabulary (See Appendix). The glossary of vocabulary terms was developed in relation to learning to use the tools in Google SketchUp®. The tools performed specific tasks and were used to complete their 3-D designs and to print an object. The tools built an understanding of how complex shapes can be drawn, and they transferred that understanding to the AS-STEM task (see Figure 4). The glossary contains the words that were used most often by students who satisfactorily completed the drawing task on the post-test (see Appendix).

The academic language students already possessed underwent a transformation. That transformation followed a seemingly predictable and traceable path. There were aspects of development transformed through a syntactic change. That change in syntax can be seen in the posttest descriptions, “Draw a semi-circle with a 4.5 cm radius. At the circumference draw one line 9 cm opposite the curve on each side. The lines should be parallel. The picture should look like a popsicle stick.”; “On the surface extrude a .5 cm rectangle 2.5 cm from the right edge.” Students had developed a sequence of ideas and organized those ideas into a meaningful and interpretable set of directions that resembled the types exhibited by the experts in the field. The syntax had changed. This change was termed syntactic reformation. As part of their STEM language development, students had reformed their syntactic structure to provide directions that could lead to the generation of an admissible drawing of a fairly complex shape. The syntax was not the only aspect of the language that had undergone change.

The semantics of their language also experienced changes. The semantics of their language became more precise and exacting. They attributed new meanings and exhibited clearer shared meanings for the language and how it is co-constructed within the STEM language. The characteristics of the new meanings were seen most clearly in the single word or short phrases used in the dialog between the describers and drawers that conveyed important meaning, “The square is excised from the plane”, “The face entity?”, “Yes”, “The origin of the rectangle is 2 cm from the right edge and extends on the plane for 4 cm and is 1 cm high”, “opposite the plane?”, “yes”. The semantics of their original language had morphed into a new understanding that extended their idea of a Euclidean plane to the application of plane as related to building 3-D objects in computer-aided design (CAD). Because the links of change could be traced to their prior knowledge but expanded through their recent experience, the term semantic metamorphosis describes their process. The semantic structures that emerged on the post-test were not totally new, but those original semantic structures had changed into a new structure that facilitated their STEM task and resulted in high quality 2-D drawings.



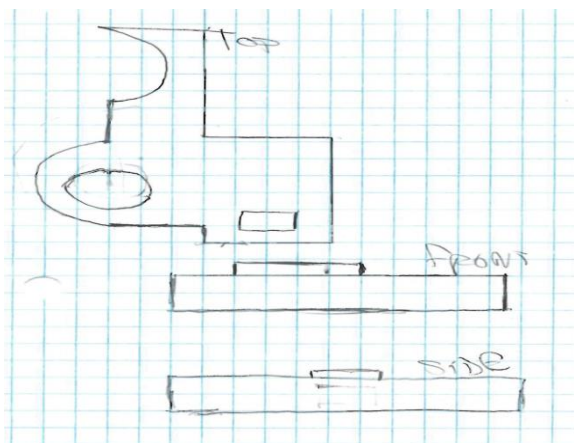


Figure 4. 3-D Printed Object Example & Post-test drawing

In combination, syntactic re-formation and semantic metamorphosis developed a new model through which a better understanding of how STEM language emerges can be gained. That emergence is not explained from the data, but a reasoned hypothesis can be offered. We suspect that STEM Language Acquisition Progression is related to several factors already reported in other studies. As language emerges it becomes more complex, specialized, technical, dense and abstract (de Silva Joyce & Feez, 2015; Schleppegrell & Feng, 2010) as students progress through any content. For example, as young children develop formal language they learn the alphabet and then the letter sounds, and then blends and so on until they learn about nuances of parts of speech and paragraph organization. In mathematics, students learn about counting numbers but quickly need another number system, so they only exist in the abstract. At the complexity stage, special definitions arise and contexts necessitate associated meanings. With regard to specialized language development, words within contexts have specific associated meanings and context specific conditions, and expectations for conduct within the subject arise. The technical aspects add jargon and shorthand representations, and communication can include acronyms used as words. The density becomes exclusive and elite. The communication takes on greater parsimony with more information being conveyed through less language. Finally, the abstractness makes representation less likely with greater reliance on assumptions, formulae, and concepts that in turn lay the foundations for new discovery (see Figure 5). It is the natural progression that results in the changes we observed in both the syntax and semantics of the STEM language registry.

Discussion

The phenomenon of STEM language development is not unrelated to other language acquisition models. In fact, the idea of syntactic metamorphosis (e.g. Hiraiwa, & Ishihara, 2012) dealing with changes in Japanese language syntax is closely related to how we conceptualize semantic metamorphosis. English is a dynamic language with new words being added regularly as compared to other languages that do not evolve but simply combine existing words to convey new meaning. In English, we developed the word “airplane” with the invention of the aircraft. However, in Chinese they use the phrase flying machine. The idea of syntactic re-formation is also related to existing language acquisition models in which the syntax structure takes on a more formal and discipline specific form. The STEM Language Acquisition Progression depicts how language becomes more idiosyncratic and takes on its own very exclusive nature. Those who are similarly trained develop their own-layered conversations and the ability to treat acronyms as words, phrases, or even complete concepts. This progression developed from the understanding that three discourses were evident in the conversations as students struggled to build understanding across the groups. Students moved between and among technical, metaphoric, and clarifying discourses in attempts to complete the task. The use of the three discourses changed from pre to post-tests; however, all three discourses existed on both pre and post-tests. This indicates that while STEM Language evolved from pre to post-tests, the need and use of technical, metaphoric, and clarifying discourses were essential to completion of the task. The nature and use of the discourses changed semantically and syntactically, as did students’ ability to complete the task. The ability to draw a shape with paper and pencil was not a component of the two-week activities. Their increased ability to complete the task indicated that there was an interaction between the CAD experiences and the language acquisition, and the functionality with CAD to create a 3-D figure had an impact on their ability to complete the task. It probably is not reasonable to believe that language alone is responsible for the observed changes in drawing ability. However, the clear traceable lineage of STEM language development manifests as a mediator of observed performance differences.

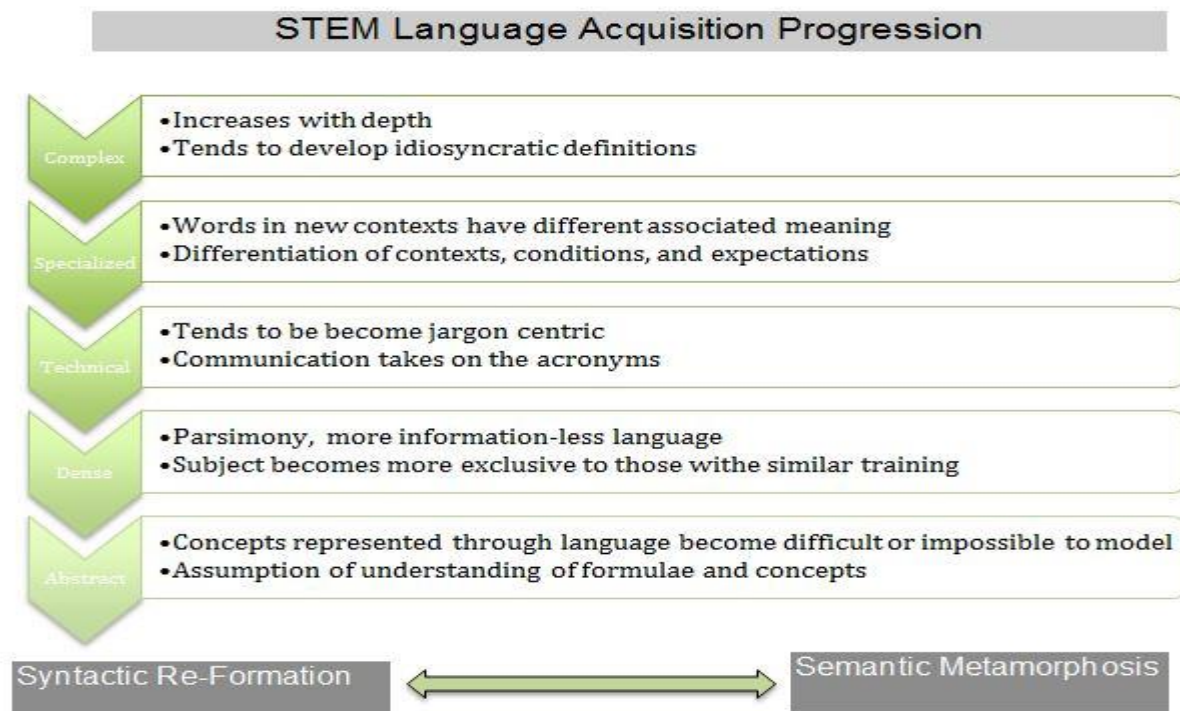


Figure 5. Hypothesis for the Underlying Mechanisms Responsible for the Development of Syntactic Re-Formation and Semantic Metamorphosis

The benefit of understanding the development of STEM language development lies in the interaction of terminological inexactitude model and STEM Language Acquisition Progression. Perhaps students are cognizant of the inexactness of their ability to describe a process and their struggles with enacting those descriptions. The realization of that inexactness might lead to increased effort to learn a new task that they believe could improve their performance. While they were not told that the activities would improve their abilities on the task, the obvious connections could not be masked, and students could draw reasonable parallels.

Researchers and professional development providers should consider how inquiry based activities, STEM project based learning, and other similar activities can lead to the development of integrated and meaningful STEM language. The purposeful creation of vocabulary and its explicit discussion and comparison to words and their uses across disciplines can aid in deeper and more cross-curricular academic success. Classroom teachers who wish to implement STEM teaching and learning should understand the development of STEM language as an essential component for successful learning and be attentive to the issues that can arise that might be misattributed to limited achievement when the reality is that the lack of language development might be the actual problem. The context, informal STEM camp, cannot be divorced from the findings. The informal setting places a certain level of independence on student learning and co-dependence while working on teams to accomplish the tasks. This unique vacillation between in- and inter- dependence may function to foster motivation to help each other. Therefore, this informal environment creates unique setting where the observed outcomes manifested over a shorter period of time than they might in a formal setting. In the formal setting long periods of independent work is expected with little inter-dependence. The lack of inter-dependence may be responsible for a lack of accountability to each other in accomplishing a task. Therefore, the potential for informal educational opportunities to greatly enhance student preparedness for formal settings is promising.

References.

- Bailey, A. L. (2007). *The language demands of school: Putting academic English to the test*. New Haven, CT: Yale University Press.
- Barnett, M. D., Sonnert, G., & Sadler, P. M. (2014) Productive and ineffective efforts: How student effort in high school mathematics relates to college calculus success. *International Journal of Mathematical Education in Science and Technology*, 45(7), 996-1020. doi: 10.1080/0020739X.2014.902131

- Barton, A. C., & Tan, E. (2010). "It changed our lives": Activism, science, and greening the community. *Canadian Journal of Science, Mathematics and Technology Education*, 10(3), 207-222.
- Capraro, R. M., Capraro, M. M., & Rupley, W. H. (2010). Semantics and syntax: A theoretical model for how students may build mathematical mis-understandings. *Journal of Mathematics Education*, 3(2), 58-66.
- Capraro, R. M., Capraro, M. M., & Rupley, W. H. (2011). Reading-enhanced word problem solving (REPS): A theoretical model. *European Journal of Psychology of Education*, 27(1), 91-114. DOI: 10.1007/s10212-011-0068-3
- Creswell, J. W. (2007). *Qualitative inquiry and research design: Choosing among five approaches* (2nd ed.). Thousand Oaks, CA: Sage.
- Cummins, J. (1979) Cognitive/academic language proficiency, linguistic interdependence, the optimum age question and some other matters. *Working Papers on Bilingualism*, 19, 121-129.
- de Silva Joyce, H., & Feez, S. (2015). *Exploring Literacies: Theory, Research and Practice*. Palgrave Macmillan.
- Denzin, N. K., & Lincoln, Y. S. (2005). *The Sage handbook of qualitative research* (3rd ed.). Thousand Oaks, CA: Sage.
- Duran, M., & Sendag, S. (2012). A preliminary investigation into critical thinking skills of urban high school students: Role of an IT/STEM program. *Creative Education*, 3(2), 241-250.
- Elffers, L. (2012). One foot out the school door? Interpreting the risk for dropout upon the transition to post-secondary vocational education. *British Journal of Sociology of Education*, 33(1), 41-61.
- Fang, Z. (2012). Language correlates of disciplinary literacy. *Topics in Language Disorders*, 32(1), 19-34.
- Finnie, R. (2012). Access to post-secondary education: The importance of culture. *Children and Youth Services Review*, 34(6), 1161-1170. doi:10.1016/j.childyouth.2012.01.035
- Fortus, D., Krajcik, J., Dersheimer, R. C., Marx, R. W., & Mamlok-Naaman, R. (2005). Design-based science and real-world problem-solving. *International Journal of Science Education*, 27, 855-879.
- Gatenby, E. V. (1948). Reasons for Failure to Learn a Foreign Language (Part I). *ELT Journal*, 2(4), 102-106.
- Glaser, B. G., & Strauss, A. L. (1967). *The discovery of grounded theory: Strategies for qualitative research*. New Brunswick, N.J.: Transaction Publishers.
- Godwin, A., Rupley, W., Capraro, R. M., & Capraro, M. M. (2016). Reading and mathematics bound together: Creating a home environment for preschool learning. *Journal of Education and Learning*, 5(1), 44-59. doi: <http://dx.doi.org/10.5539/jel.v5n1p44>.
- Halliday, M. A. K. (2004). *An introduction to functional grammar*. London, UK: Arnold.
- Herrera, C., DuBois, D. L., & Grossman, J. B. (2013). *The role of risk: Mentoring experiences and outcomes for youth with varying risk profiles*. New York, NY: MDRC.
- Hiraiwa, K., & Ishihara, S. (2012). Syntactic metamorphosis: Clefts, sluicing, and in-situ focus in Japanese. *Syntax*, 15, 142-180. doi: 10.1111/j.1467-9612.2011.00164.x
- Keim, J., McDermott, J. C., & Gerard, M. R. (2010). A community college bridge program: Utilizing a group program to promote transitions for Hispanic students. *Community College Journal of Research and Practice*, 34, 769-783.
- Lesaux, N. K., Crosson, A. C., Kieffer, M. J., & Pierce, M. (2010). Uneven profiles: Language minority learners' word reading, vocabulary, and reading comprehension skills. *Journal of Applied Developmental Psychology*, 31(6), 475-483.
- Lee, K. A., Almonte, J. L. J., & Youn, M. J. (2013). What to do next: an exploratory study of the post-secondary decisions of American students. *Higher Education*, 66(1), 1-16.
- Lin, W., Padmanabhan, G., Pieri, R., & Patterson, F. (2007). *Experience with and lessons learned in a stem summer camp for tribal college students*. Presented at the American Society for Engineering Education. Retrieved from [://www.icee.usm.edu/ICEE/conferences/asee2007/papers/1867_EXPERIENCE_WITH_AND_LESSONS_LEARNED_IN_A.pdf](http://www.icee.usm.edu/ICEE/conferences/asee2007/papers/1867_EXPERIENCE_WITH_AND_LESSONS_LEARNED_IN_A.pdf)
- Lovens, S. M. M., Gijbels, D., Coertjens, L., Cote, D. J. (2013) Students' approaches to learning in problem-based learning: taking into account professional behavior in the tutorial groups, self-study time, and different assessment aspects. *Studies in Educational Evaluation*, 39, 23-32.
- Noyes, C. J. (1935). College Language and New Objectives*. *The Modern Language Journal*, 19(5), 325-336.
- Rupley, W. H., Capraro, R. M., & Capraro, M. M. (2011). Theorizing an integration of reading and mathematics: Solving mathematical word problems in the elementary grades. *Mind, Brain, and Education: Implications for Educators*, 5, 227-250.
- Satchwell, R. E., & Loepf F. L (2002). Designing and implementing an integrated mathematics, science, and technology curriculum for the middle school. *Journal of Industrial Teacher Education*, 39, 41-66.
- Schleppegrell, M. J. (2004). The language of schooling: A functional linguistics. *Canadian Journal of Education* 28(4), 910-913.

- Schleppegrell, M. J., & Fang, Z. (2010). Disciplinary literacies across content areas: Supporting secondary reading through functional language analysis. *Journal of Adolescent & Adult Literacy*, 53(7), 587- 597.
- Stake, R. E. (2005). Qualitative case studies. In N. K. Denzin & Y.S. Lincoln (Eds.), *The Sage handbook of qualitative research* (3rd ed.). Thousand Oaks, CA: Sage.
- Uccelli, P., Galloway, E. P., Barr, C. D., Meneses, A., & Dobbs, C. L. (2015). Beyond vocabulary: Exploring cross-disciplinary academic-language proficiency and its association with reading comprehension. *Reading Research Quarterly*, 50(3), 337-356.
- Waldman, M. (1931). New Objective in Modern Language Teaching. *The Modern Language Journal*, 16(3), 232-244.

Author Information

Robert M. Capraro

Aggie STEM & Texas A&M University
4232 TAMU, College Station, TX 77843-4232
Contact e-mail: rcapraro@tamu.edu

Luciana R. Barroso

Aggie STEM & Texas A&M University

Sandra Nite

Aggie STEM & Texas A&M University
4232 TAMU, College Station, TX 77843-4232

Devyn Rice

Aggie STEM & Texas A&M University
4232 TAMU, College Station, TX 77843-4232

Yvonna Lincoln

Aggie STEM & Texas A&M University
4226 TAMU, College Station, TX 77843-4226

Jamaal Young

University of North Texas
4232 TAMU, College Station, TX 77808

Jemimah Young

University of North Texas
4226 TAMU, College Station, TX 77843-4226

Appendix

Administration Procedure:

- A. Team A of group 1 will be on the opposite side of visual partition from their counterpart Team A of group 2.
- B. Team A of group 1 will be given a caliper and an item to describe to Team A of group 2 on the other side of the partition.
- C. Team A of group 2 will then draw the front, side, and top views of the object to scale based on the directions given by Team A of group 1.
- D. Team A of group 1 will not be able to see what Team A of group 2 is drawing
- E. Either team may ask for clarification or specific questions about the description or progress of the drawing
- F. Each period of description and drawing will last only 15 minutes
- G. Once the task is complete the teams will switch roles and receive a new object.

Please contact the authors for a full list of objects.

The Glossary of Academic Vocabulary that Emerged as Part of the 3-D CAD Experience

- Edge entity – Edges bound faces within geometry. The term edge and line are used interchangeably.
- Entity – The smallest graphical building blocks. Entities are used to create geometry, which in turn, is used to create models.
- Extrude – The action of thrusting out or growing a form.
- Face entity – A planer entity bounded by 3 or more intersecting coplanar edges or lines.
- Geometry – The combination of 3 or more entities.
- Insertion point – The point where the cursor will grab and insert the component in to a model from the Components browser
- Intersection – The concept of splitting faces and edges to create additional independent faces and edges by intersecting the face or edge with a line.

Layer –	Layers are used to control the visibility of geometry within large models. A layer is an attribute with a name, such as 'Layer0,' 'Layer9,' or 'Chairs'. Elements can be assigned different layers.
Model –	The object in its entirety.
Origin –	The point where the drawing axes intersect or 'originate.'
Perspective –	A distortion of the camera angle such that it represents the model as though you were standing at a fixed position and looking at it without moving (certain items appear closer while other items appear to be far away; entities are not to scale).
Plane –	A flat or level surface.
Point of view –	The user's view of the model
Pulling –	The process of reshaping your model by shrinking a portion of your model back toward its starting point along a single axis.
Pushing –	The process of reshaping your model by expanding a portion away from its starting point and along a single axis.
Segment –	A segment is a single line that, when combined, form an arc, circle, or polygon. The more segments an entity has, the smoother it appears.
Solid –	Any 3D model (component or group) that has a finite closed volume.
Surface –	A series of joined faces.
Void –	A negative space in the model